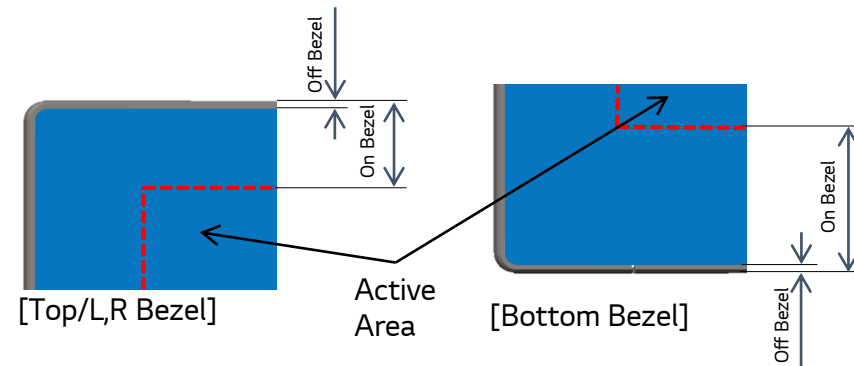
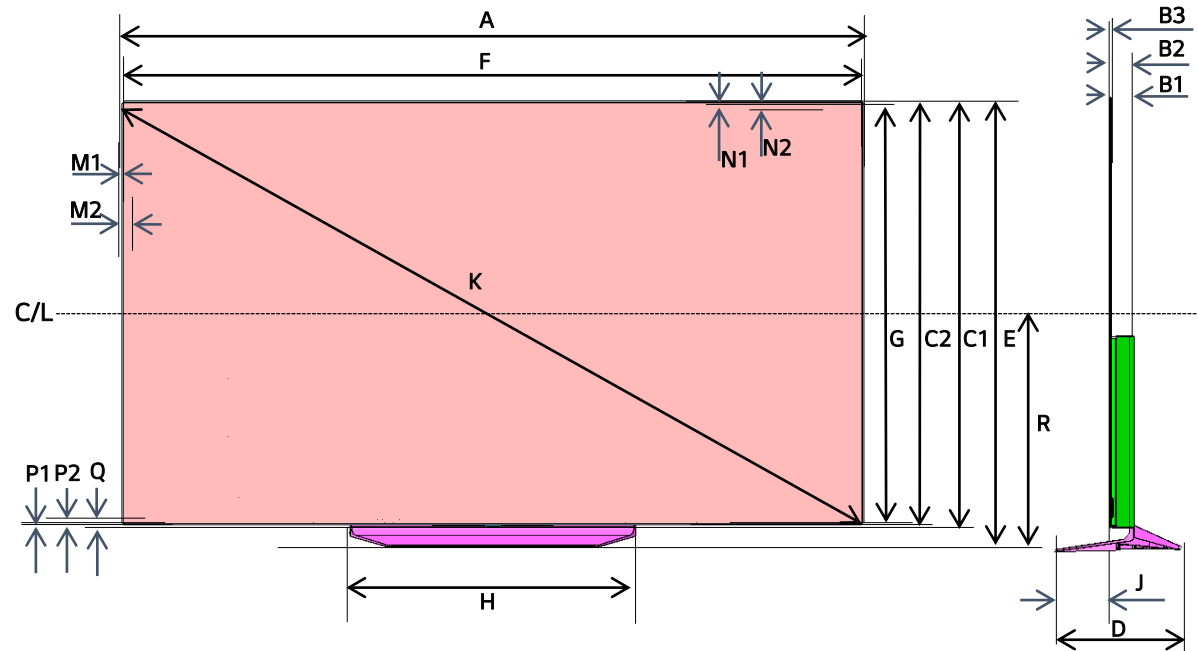


B2

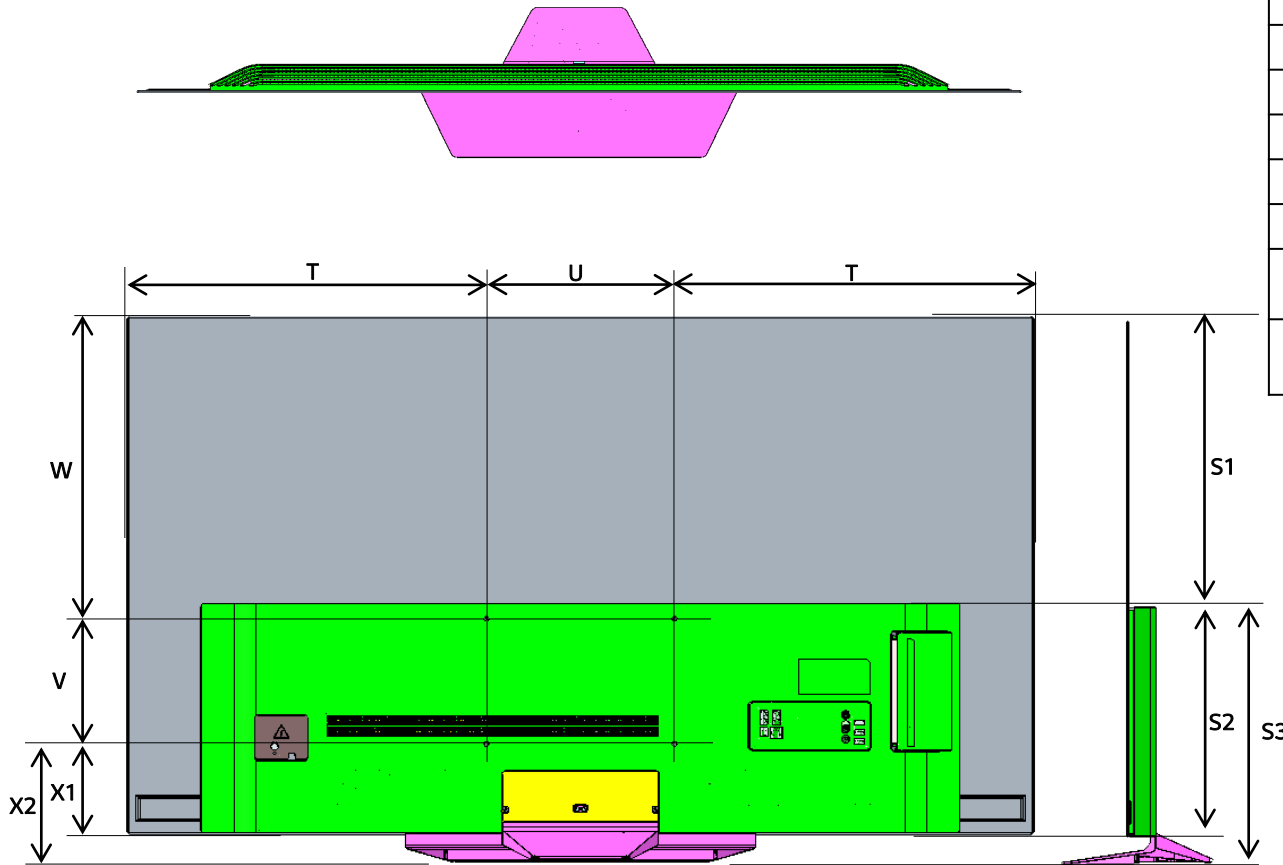
2. Line Drawing

2-1. Front & Side View

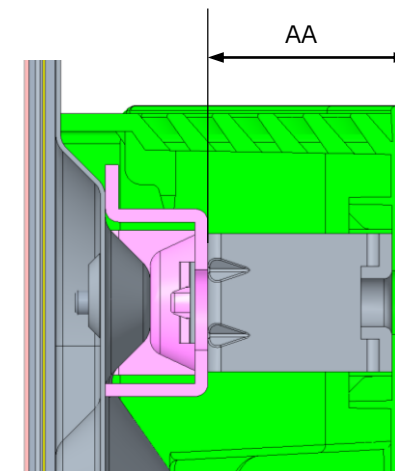
FRONT & STAND (UNIT: mm)	55"	65"	77"	Remark
A (Set Width : W)	1228	1449	1723	W/O Stand
B1 (Head Speaker Part Depth : D)	46.9	46.9	55.3	
C1 (Head height, Including protrusion: H)	708	832	992	
D (Depth, Including Stand)	246	246	270	With Stand
E (Height, Including Stand)	744	869	1043	
B2 (Head, thickest depth : Wall mount surf.)	46.9	46.9	55.3	
B3 (Head, slimmest depth)	3.9	3.9	7.2	
C2 (Head height, Excluding protrusion)	702	826	988	
F (Cabinet, inside horizontal length)	1222	1443	1718	
G (Cabinet, inside vertical length)	697	821	982	
H (Stand, horizontal outer length)	559	559	749	
J (Head, front surf. ↔ Stand, front end)	106	106	113	
K (Cabinet, inside diagonal length)	1406	1659	1977	
M1 (Set, L/R Off Bezel)	3.3	3.3	3.3	
M2 (Set, L/R On Bezel)	9.2	10.2	13.0	
N1 (Set, Top Off Bezel)	3.3	3.3	3.3	
N2 (Set, Top On Bezel)	9.0	10.0	14.5	
P1 (Set, Bottom Off Bezel)	3.3	3.3	3.3	
P2 (Set, Bottom On Bezel)	12.9	12.9	18.5	
Q (Bottom On Bezel, Including protrusion)	16.9	16.9	22.2	
R (Module Center ↔ Stand bottom)	393	457	552	



2. Line Drawing 2-2. Back & Top View



BACK (UNIT: mm)	55"	65"	77"	Remark
S1 (B/C Top ↔ Set Top)	334	458	560	
S2 (B/C Top ↔ Set Bottom)	369	369	432	
S3 (B/C Top ↔ Stand Bottom)	411	411	484	
T (Set Out ↔ Wall mount hole)	464	574	662	
U (Wall mount Top Width)	300	300	400	
V (Wall mount Height)	200	200	200	
W (Set Top ↔ Wall mount hole)	358	482	584	
X1 (Set Bottom ↔ Wall mount hole)	144	144	207	
X2 (Set Max Bottom ↔ Wall mount hole)	188	188	259	
AA (Wall mount Point Depth (Including B/C Thickness))	24.9	24.9	28.8	



3. Accessories

3-3. Wall mount

Inch	VESA (A*B mm)
55"	300*200
65"	300*200
77"	400*200

