

# total control<sup>®</sup>

## Owner's Manual

MRX-2

Network Base Station



COMPLETE  
CONTROL<sup>™</sup>



*MRX-2 Owner's Manual ©2014 Universal Remote Control, Inc.*

*The information in this manual is copyright protected. No part of this manual may be copied or reproduced in any form without prior written consent from Universal Remote Control, Inc.*

*UNIVERSAL REMOTE CONTROL, INC. SHALL NOT BE LIABLE FOR OPERATIONAL, TECHNICAL OR EDITORIAL ERRORS/OMISSIONS MADE IN THIS MANUAL.*

*The information in this manual may be subject to change without prior notice.*

*Total Control is a registered trademark of Universal Remote Control, Inc.*

*Complete Control is a registered trademark of Universal Remote Control, Inc.*

*URC - Control the Experience is a registered trademark of Universal Remote Control, Inc.*

*All other brand or product names are trademarks or registered trademarks of their respective companies or organizations.*



500 Mamaroneck Avenue, Harrison, NY 10528  
Phone: (914) 835-4484 Fax: (914) 835-4532

## TABLE OF CONTENTS

Introduction	1
Features and Benefits	2
Parts Guide	3
Front and Rear Panel Descriptions	4
Network Installation	6
Specifications	7
Limited Warranty Statement	8
End User Agreement	10
Federal Communication Commission Interference Statement	11
Declaration of Conformity	12

## Introduction

---

The MRX-2 Network Base Station allows for control of your components by sending infrared and serial commands to your system. This base station can be used with either a Total Control or a Complete Control system.

### ***When used in a Total Control System:***

Expand zones throughout the home or commercial space by installing multiple MRX-2's.

Control equipment such as shades and TV lifts using the base stations sensors, relays and RS-232 ports.

Control URC RF Lighting using the optional RFTX-1 transmitter.

### ***When used in a Complete Control System:***

The MRX-2 is required to use the CC Control App for iOS devices, like the iPad and iPhone.

Extend control to other rooms by installing multiple MRX-2's throughout the home or commercial space.

The MRX-2 offers traditional IR only control from compatible URC MX series remotes via an optional RFX-250.

## Features and Benefits

---

### ***When used in a Total Control System:***

**Expand Control:** Add an MRX-2 to a Total Control system to expand control to other rooms/areas in the home or office. Components located out of reach from the MRX Advanced Network System Controller may be controlled via IR, RS-232 or Relays by using an MRX-2 to expand the scope of a Total Control system.

**Lighting Control:** By connecting an optional RFTX-1 RF Transmitter, take control of your URC lighting (within range). Control a specific light, a whole room or even the entire home from any remote control or iOS device.

### ***When used in a Complete Control System:***

**Enables iOS Control:** The addition of an MRX-2 base station to a control system, allows for control via URC's CC Control iOS app for iPads, iPhones and iPod touch. Each iDevice requires programming by a qualified custom install professional.

*Note: Requires the purchase of CC Control Setup code (one code per system).*


**No Aiming:** Using a base station results in flawless control of your components without having to aim the remote! The signal travels to the base station via RF or Wi-Fi and is then converted back to infrared before being sent to the device being controlled; perfect for hidden components.

*Note: An optional RFX-250 Antenna is required for use with URC remote controls.*

## Parts Guide

The MRX-2 Network Base Station includes:

- 1 - MRX-2 Network Base Station
- 1 - 12V-1000mA Power Supply
- 6 - Visible Emitters with 10 foot plug in cables including 1 pink sleeved emitter for the RFTX-1 port
- 1 - Two Meter 3.5mm Stereo to 3.5mm Stereo (for daisy chaining multiple MRX-2 with one RFX-250)
- 1 - Adjustment Tool
- 1 - Mounting Plate for wall mounting the MRX-2




## Front and Rear Panel Descriptions

---

### Front

The front panel consists of 4 indicator lights which will illuminate when in use.



**Power:** Illuminates when the power supply is connected to an outlet.

**Status:** Flashes blue when an RF or Network signal is received.


**Sensor:** Illuminates to indicate when the sensor is activated.

**Ethernet:** Illuminates when connected to an active network.

**Reset:** Press the **Reset** button located under the MRX-2 to restart the unit.

**Rear**

The rear panel ports are:



**Power:** Uses the included 12V/1Amp power supply.

**LAN:** Plug an ethernet cable (RJ45) to the LAN(Local Area network).

**Relay NO, NC, COM:** Configurable switch closure control.

**RS-232 Ports:** Two RS232 ports provide direct control.

**Sensor:** Connect with one of URC's or compatible third party, sensors.

**IR IN:** Allows MRX-2 control from a base station such as a MRF-260.  
*Note:IR Routing is lost from commands received from this input.*

**IR Outputs:** Connect emitters for IR control of connected devices.

**RFTX Port:** Dual port #6 for the RFTX-1 connecting cable or included sleeved IR emitter.

**RF IN:** Connects to an optional single RFX-250 (Only for MX series products.)

**RF Out:** Used for daisy chaining MRX-2s for RF Operation (Refer to the RFX-250 manual.)

**RF ID:** 15 unique RF ID's provide RF control and routing to multiple MRX-2's in the same home.

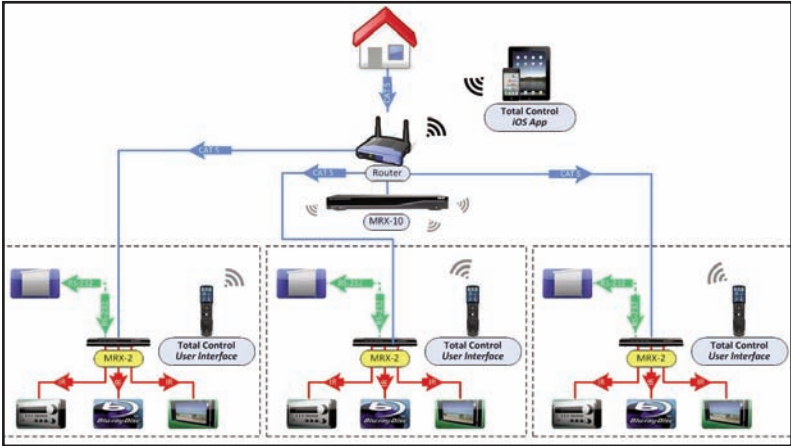
*Note: DO NOT USE RF ID #0, as it is the interference "sniffer", used to detect RF interference in the area.*



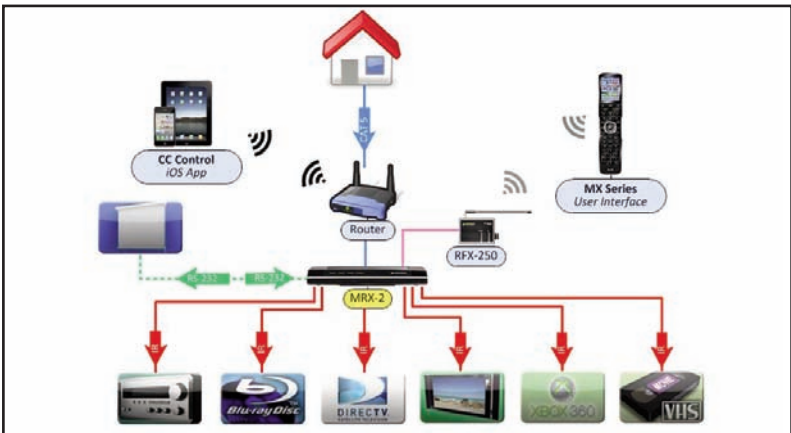
## Network Installation

The MRX-2 can be installed in either a Total Control or a Complete Control System. Connect the **Ethernet cable (RJ45)** to the rear of the MRX-2 and the other end to the **active network**.

### Total Control Install



### Complete Control Install



## Specifications

---

**Network:** One 10/100 Ethernet port

**Relay:** One relay configurable to be NO, NC or Momentary

**Sensor:** One sensor supports Video or Voltage sensing via URC sensors.

**RS-232:** Two RS-232 ports support TX, RX and GND two way communication via URC cables.

**IR:** Six adjustable IR ports enable the included URC emitters to control IR devices Note: 6th IR Output requires the included sleeved emitter (identified by a pink connector), since it can optionally be used to connect an RFTX-1

**Weight:** 8.4 oz.

**Size:** 248 x 120mm x28mm

**Power:** 12V External Power Supply

# Limited Warranty Statement

---

## 1. LIMITED WARRANTY AND DISCLAIMERS

Universal Remote Control, Inc. ("URC") warrants that URC equipment purchased directly from URC or from an authorized URC dealer or distributor shall be free from defects in material and workmanship under normal usage for a period of one (1) year from the date of purchase of the product by the end-user, but no longer than thirty-six (36) months from the date of shipment of the URC equipment by URC to an authorized URC dealer or distributor, except that with respect to Total Control® whole-house products, the warranty extends for two (2) years from the date of purchase by the end-user, but no longer than forty-eight (48) months from the date of shipment of the URC equipment by URC to an authorized URC dealer or distributor.

**This limited warranty is valid only in the United States of America.**

**URC equipment purchased from other than an authorized URC dealer or distributor is without warranty.**

URC warrants that the software will substantially conform in any material respect to its functional specifications at the time of delivery. URC SHALL NOT BE LIABLE FOR OPERATIONAL, TECHNICAL OR EDITORIAL ERRORS AND/OR OMISSIONS MADE IN THE URC DOCUMENTATION. URC DOES NOT WARRANT THAT THE URC SOFTWARE IS BUG-FREE OR ERROR FREE OR THAT THERE ARE NO ERRORS/BUGS IN THE URC SOFTWARE.

URC warrants that at the time of purchase the URC equipment and the URC software complied with all applicable regulations and policies of the Federal Communications Commission ("FCC") regarding electromagnetic interference caused by electronic/computing devices and to the extent that the URC equipment and/or the URC software fails to so comply, URC shall, at its own expense, take all reasonable measures to promptly cause such to comply.

THIS LIMITED WARRANTY DOES NOT COVER TECHNICAL ASSISTANCE FOR HARDWARE OR SOFTWARE USAGE EXCEPT AS EXPRESSLY PROVIDED FOR HEREIN.

CERTAIN IMPLIED WARRANTIES, INCLUDING AN IMPLIED WARRANTY OF MERCHANTABILITY AND FITNESS FOR A PARTICULAR PURPOSE, MAY BE AVAILABLE WITH RESPECT TO URC EQUIPMENT. IMPLIED WARRANTIES VARY FROM STATE TO STATE. URC EXPRESSLY LIMITS THESE IMPLIED WARRANTIES, TO THE EXTENT ALLOWABLE BY LAW, TO THE TIME PERIODS COVERED BY THE EXPRESS WRITTEN WARRANTIES PROVIDED HEREIN. OTHERWISE AND EXCEPT AS PROVIDED FOR HEREIN, URC EXPRESSLY DISCLAIMS ALL WARRANTIES, EXPRESS, STATUTORY OR IMPLIED, AND MAKES NO REPRESENTATIONS REGARDING THE USE OF, OR THE RESULTS OF THE USE OF, THE EQUIPMENT, SOFTWARE OR DOCUMENTATION IN TERMS OF CORRECTNESS, ACCURACY, RELIABILITY OR OTHERWISE.

EXCEPT AS EXPRESSLY PROVIDED FOR HEREIN, TECHNICAL SERVICES ARE SUPPLIED "AS IS", WITHOUT ANY WARRANTY, EXPRESS, STATUTORY OR IMPLIED, OF ANY KIND. TO THE MAXIMUM EXTENT PERMITTED BY APPLICABLE LAW, URC EXPRESSLY DISCLAIMS ALL WARRANTIES RELATING TO TECHNICAL SERVICES, EXPRESS, STATUTORY OR IMPLIED, INCLUDING BUT NOT LIMITED TO THE WARRANTIES OF QUALITY OR REASONABLE SKILL AND CARE, OR OUTCOME OR RESULTS.

WITHOUT IN ANY WAY LIMITING THE GENERALITY OF THE OTHER PROVISIONS HEREIN, THIS LIMITED WARRANTY DOES NOT COVER: (I) DAMAGE FROM MISUSE, NEGLIGENCE OR ACTS OF NATURE, (II) MODIFICATIONS, (III) INTEGRATION WITH THIRD PARTY CONTENT, OR (IV) BEYOND THE WARRANTY PERIOD AND/ OR FAILURE TO FOLLOW URC WARRANTY CLAIM PROCEDURE.

The warranty limitations and warranty disclaimers may not apply to end user in whole or in part, where such are restricted or excluded by applicable law, and such shall apply to the maximum extent permitted by applicable law. In the event of any warranty claim, URC will, at its sole option, repair the URC equipment using new or comparable rebuilt parts, or exchange the URC equipment for new or rebuilt equipment. **In the event of a defect, these are the end user's exclusive remedies.**

All the URC equipment returned for service, exchange or repair require an RGA number. To obtain an RGA number, you must complete a Return Request Form which you may obtain by calling (914) 835-4484 or contacting URC at [returnrequest@universalremote.com](mailto:returnrequest@universalremote.com). To obtain warranty service, end user must deliver the URC equipment, freight prepaid, in its original packaging or packaging affording adequate protection to URC at 420 Columbus Avenue, Valhalla, NY 10595. It is end user's responsibility to backup any macro programming, artwork, software or other materials that may have been programmed into the unit. It is likely that such data, software, or other materials will be lost during service and URC will not be responsible for any such damage or loss. A dated purchase receipt, bill of sale, installation contract or other verifiable proof of purchase is required. For the URC equipment support and other important information, please visit URC's website available at [www.universalremote.com](http://www.universalremote.com) or call the Customer Service Center at (914) 835-4484.

This limited warranty only covers the URC equipment issues caused by defects in material or workmanship during ordinary consumer use. It does not cover product issues caused by any other reason, including but not limited to product issues due to commercial use, acts of God, third-party installation, misuse, limitations of technology, or modification of or to any part of the URC equipment. This limited warranty does not cover the URC equipment sold as used, as is, refurbished, so called "B stock" or consumables (such as batteries). This limited warranty is invalid if the factory applied serial number has been altered or removed from the URC equipment. **This limited warranty specifically excludes the URC equipment sold by unauthorized resellers.**

With the exception of URC's IR-only, broad-based consumer remotes, none of URC's PC programmable remotes or any of our Total Control® whole-house equipment are authorized for online internet sales. Buying URC's PC programmable remotes or any of our Total Control® whole-house equipment online means buying equipment that does not have URC's limited warranty. Such equipment is not eligible for URC tech support or software support, either.

## **2. URC'S LIMITATIONS OF LIABILITY**

IN NO EVENT SHALL URC BE LIABLE FOR INDIRECT, SPECIAL, INCIDENTAL, EXEMPLARY, PUNITIVE OR CONSEQUENTIAL DAMAGES OF ANY KIND OR LOSS OF PROFITS OR BUSINESS OPPORTUNITY, EVEN IF URC IS ADVISED OF THE POSSIBILITY OF SUCH DAMAGES.

IN NO EVENT SHALL URC BE LIABLE FOR LOSS OF OR DAMAGE TO DATA, COMPUTER SYSTEMS OR COMPUTER PROGRAMS.

URC'S LIABILITY, IF ANY, FOR DIRECT DAMAGES OF ANY FORM SHALL BE LIMITED TO ACTUAL DAMAGES, NOT IN EXCESS OF AMOUNTS PAID BY END USER FOR THE URC EQUIPMENT.

IN NO EVENT SHALL URC BE LIABLE FOR ANY EVENTS BEYOND ITS CONTROL, INCLUDING ANY INSTANCE OF FORCE MAJEURE.

IN NO EVENT SHALL URC BE LIABLE FOR THE ACTS OR OMISSIONS OF END USER OR ANY THIRD PARTY.

THE LIMITATIONS OF LIABILITY MAY NOT APPLY TO END USER IN WHOLE OR IN PART, WHERE SUCH ARE RESTRICTED LIMITED OR EXCLUDED BY APPLICABLE LAW AND SUCH SHALL APPLY TO THE MAXIMUM EXTENT PERMITTED BY APPLICABLE LAW.

URC SHALL NOT BE HELD RESPONSIBLE FOR THE STATEMENTS MADE BY OTHERS.

SOME STATES OR JURISDICTIONS DO NOT ALLOW THE EXCLUSION OR LIMITATION OF INCIDENTAL OR CONSEQUENTIAL DAMAGES, OR ALLOW LIMITATIONS ON HOW LONG AN IMPLIED WARRANTY LASTS, SO THE ABOVE LIMITATIONS OR EXCLUSIONS MAY NOT APPLY TO END USER. THIS LIMITED WARRANTY GIVES END USER SPECIFIC LEGAL RIGHTS AND END USER MAY HAVE OTHER RIGHTS WHICH VARY FROM STATE TO STATE OR JURISDICTION TO JURISDICTION.

## **End User Agreement**

---

The terms and conditions of the End User Agreement available at [www.universalremote.com/eua.php](http://www.universalremote.com/eua.php) shall apply.

## Federal Communication Commission Interference Statement

---

This equipment has been tested and found to comply with the limits for a Class B digital device, pursuant to part 15 of the FCC Rules. These limits are designed to provide reasonable protection against harmful interference in a residential installation. This equipment generates, uses and can radiate radio frequency energy and, if not installed and used in accordance with the instructions, may cause harmful interference to radio communications. However, there is no guarantee that interference will not occur in a particular installation. If this equipment does cause harmful interference to radio or television reception, which can be determined by turning the equipment off and on, the user is encouraged to try to correct the interference by one more of the following measures:

- ◆ Reorient or relocate the receiving antenna.
- ◆ Increase the separation between the equipment and receiver.
- ◆ Connect the equipment into an outlet on a circuit different from that to which the receiver is connected.
- ◆ Consult the dealer or an experienced radio/TV technician for help.

### Warning!

Changes or modifications not expressly approved by the manufacturer could void the user's authority to operate the equipment.

Note : The manufacturer is not responsible for any Radio or TV interference caused by unauthorized modifications to this equipment. Such modifications could void the user's authority to operate the equipment.

### FCC Caution

This device complies with Part 15 of the FCC Rules. Operation is subject to the following two conditions: (1) this device may not cause harmful interference, and (2) this device must accept any interference received, including interference that may cause undesired operation.

Any changes or modifications not expressly approved by the party responsible for compliance could void the authority to operate equipment.

## Declaration of Conformity

Company Name : OH SUNG ELECTRONICS CO., LTD.  
Company Address : #181 GONG DAN-DONG, GUMI, GYEONG BUK,  
REPUBLIC OF KOREA  
Contact Information : Phone: +82-54-468-7281, Fax: +82-54-461-8368  
Brand Name : UNIVERSAL remote control  
Product Name : Network Base Station  
Model Name : MRX-2

This product herewith complies with the requirements of EMC Directive (2004/108/EC) issued by the Commission of the European Community

Compliance with these directives implies conformity to the following European Community

- EMC Directive
  - EN 55022
  - EN 55024
  - EN 61000-3-2
  - EN 61000-3-3

List of test reports and/or certificate verified compliance with the standards above

- EMC Directive
  - Report No.
  - Testing Laboratory : Gumi College EMC Center

Date of issue : \_\_\_\_\_ January 30, 2013 \_\_\_\_\_

Name and signature of authorized person : \_\_\_\_\_ James Novak \_\_\_\_\_  
Senior Product Manager  
Universal Remote Control Inc.











*500 Mamaroneck Avenue, Harrison, NY 10528*

*Phone: (914) 835-4484 Fax: (914) 835-4532*

[www.universalremote.com](http://www.universalremote.com)

OCE-0076D Rev 03\_RH