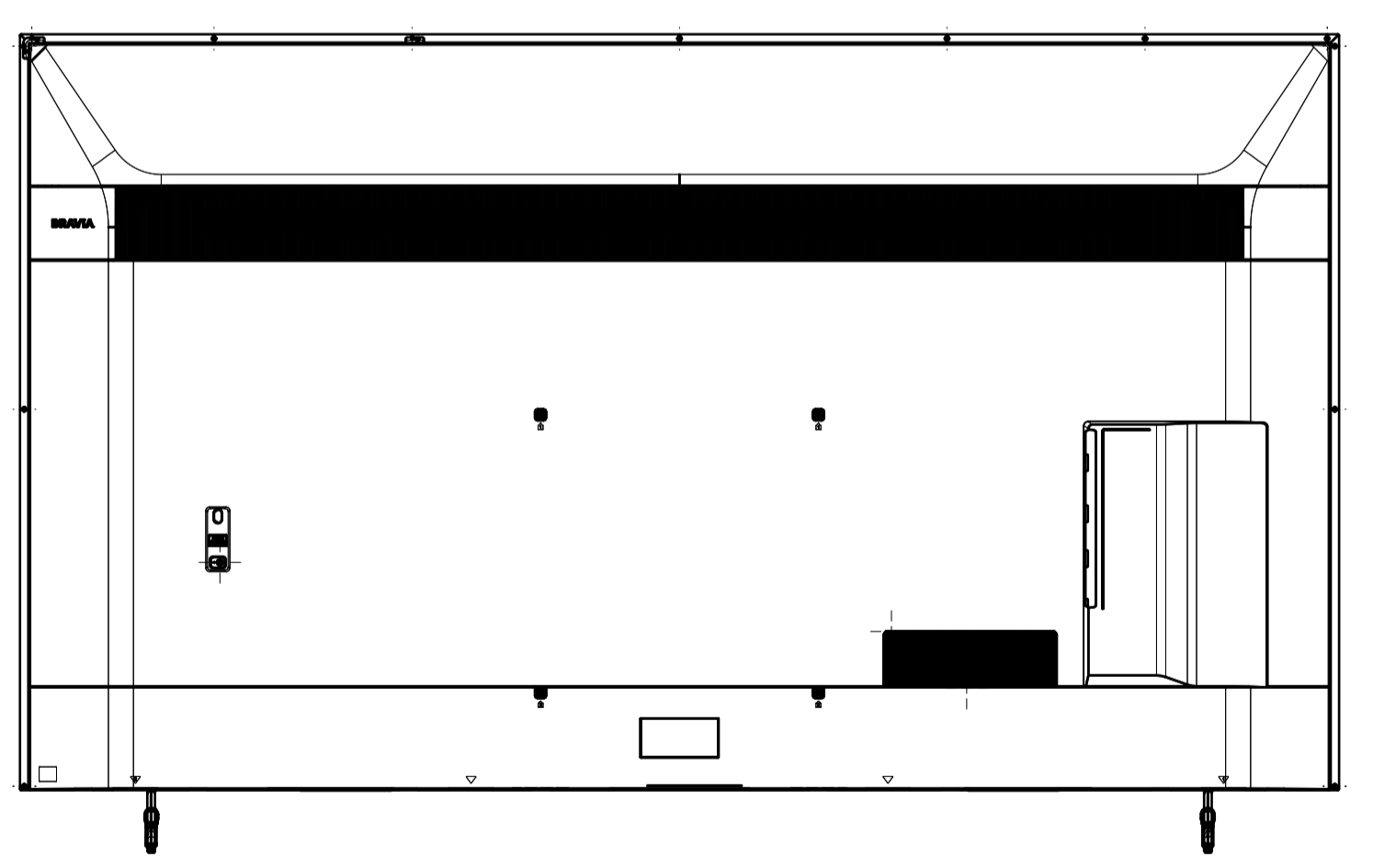
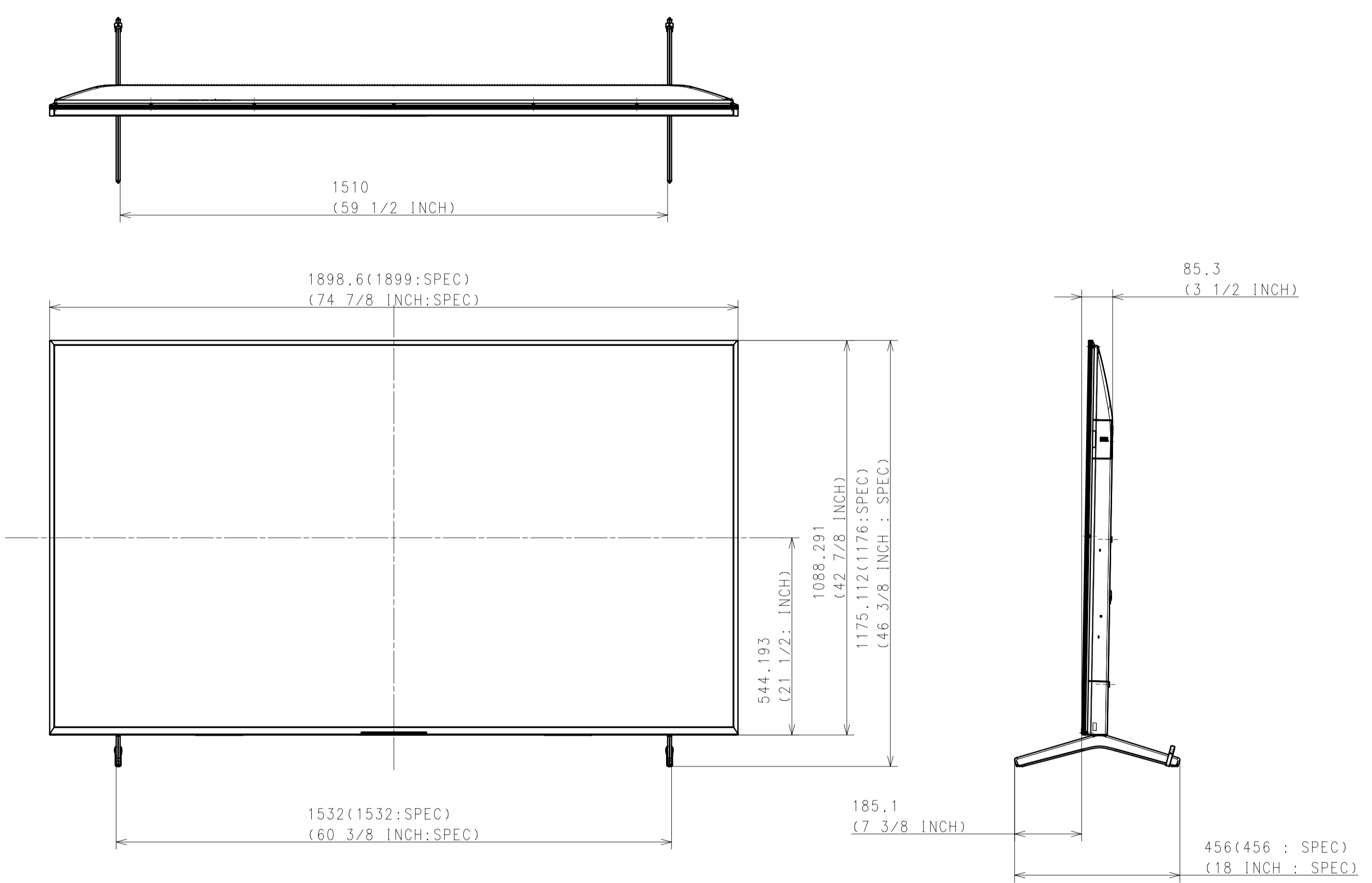


Area		JAPAN	NORTH AMERICA	EUROPE	GENERAL AREA	CHINA
Model Name		FW-85BZ40L	FW-85BZ40L	FW-85BZ40L	FW-85BZ40L	FW-85BZ40L
SV No.		SV-41557	SV-41411	SV-41493	SV-41494	SV-41519
DIMENSION	TV only (W x H x D)	189.9 x 108.9 x 7.1 cm	1899 x 1089 x 71 mm / 74 7/8 x 42 7/8 x 2 7/8 inch	Approx. 189.9 x 108.9 x 7.1 cm	Approx. 1899 x 1089 x 71 mm	Approx. 1899 x 1089 x 71 mm
	TV only with camera (W x H x D)	-	-	-	-	-
	TV with Stand (Standard position) (W x H x D)	189.9 x 117.6 x 45.6 cm	1899 x 1176 x 456 mm / 74 7/8 x 46 3/8 x 18 inch	Approx. 189.9 x 117.6 x 45.6 cm	Approx. 1899 x 1176 x 456 mm	Approx. 1899 x 1176 x 456 mm
	TV with Stand (Narrow position) (W x H x D)	-	-	-	-	-
	TV with Stand (Soundbar position) (W x H x D)	-	-	-	-	-
	TV with Stand (Front position style) (W x H x D)	-	-	-	-	-
	TV with Stand (Back position style) (W x H x D)	-	-	-	-	-
	TV with Floor Stand (W x H x D)	-	-	-	-	-
	Stand Width (Standard position)	153.2 cm	1532 mm / 60 3/8 inch	Approx. 153.2 cm	Approx. 1532 mm	Approx. 1532 mm
	Stand Width (Narrow position)	-	-	-	-	-
	Stand Width (Soundbar position)	-	-	-	-	-
	Stand Width (Front position style)	-	-	-	-	-
	Stand Width (Back position style)	-	-	-	-	-
	Floor Stand Width	-	-	-	-	-
	VESA Hole Pitch	40.0 x 40.0 cm	400 x 400 mm / 15 3/4 x 15 3/4 inch	40.0 x 40.0 cm	400 x 400 mm	400 x 400 mm
	WEIGHT	TV Only	44.5 kg	44.5 kg / 98.1 lb	Approx. 44.5 kg	Approx. 44.5 kg
TV with Stand (Standard position)		46 kg	46 kg / 101.4 lb	Approx. 46 kg	Approx. 46 kg	Approx. 46 kg
TV with Stand (Narrow position)		-	-	-	-	-
TV with Stand (Soundbar position)		-	-	-	-	-
TV with Stand (Front/Back position style)		-	-	-	-	-
TV with Floor Stand		-	-	-	-	-
Floor Stand weight (Supply)		-	-	-	-	-
Remarks			Optional stand	Optional stand		

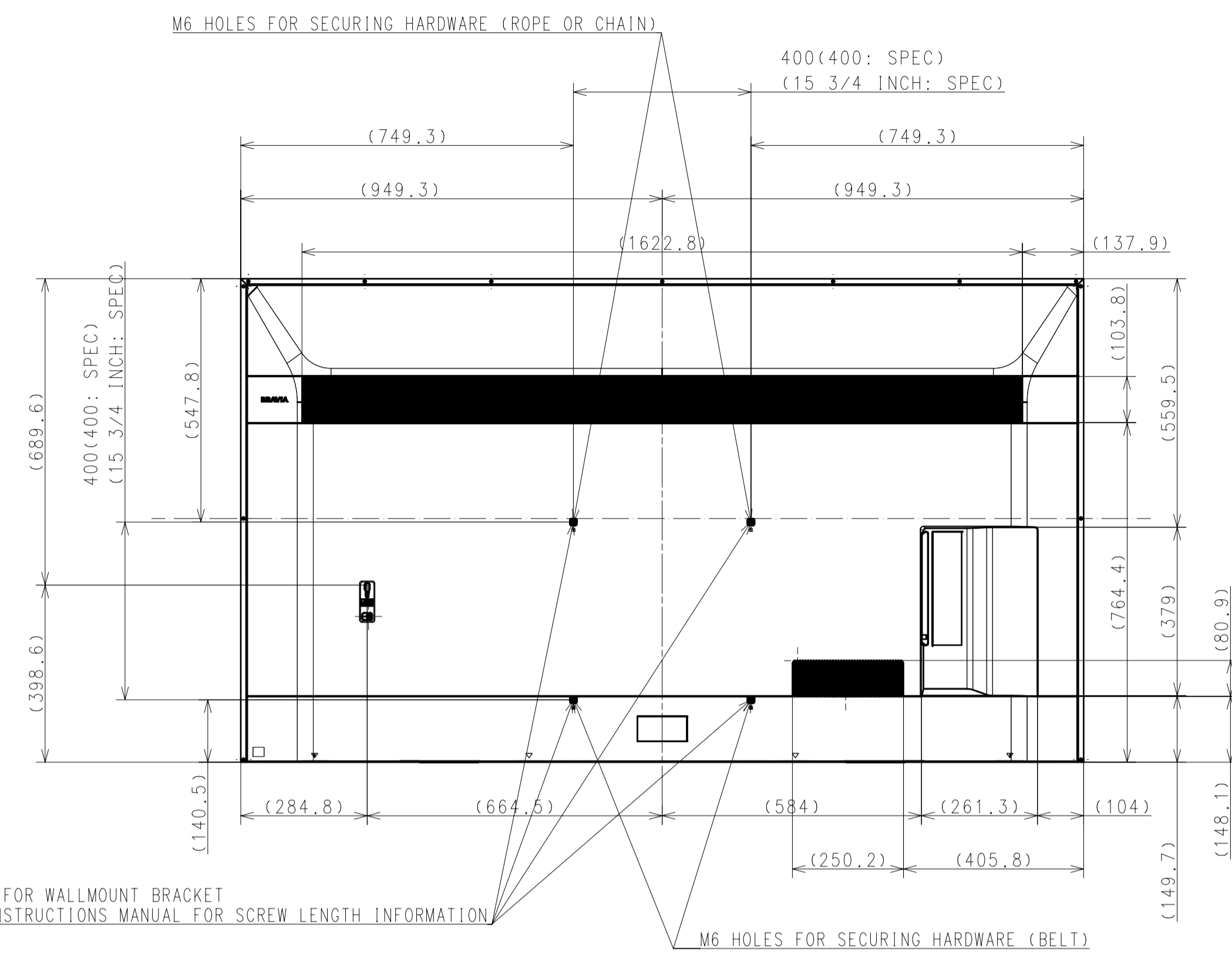
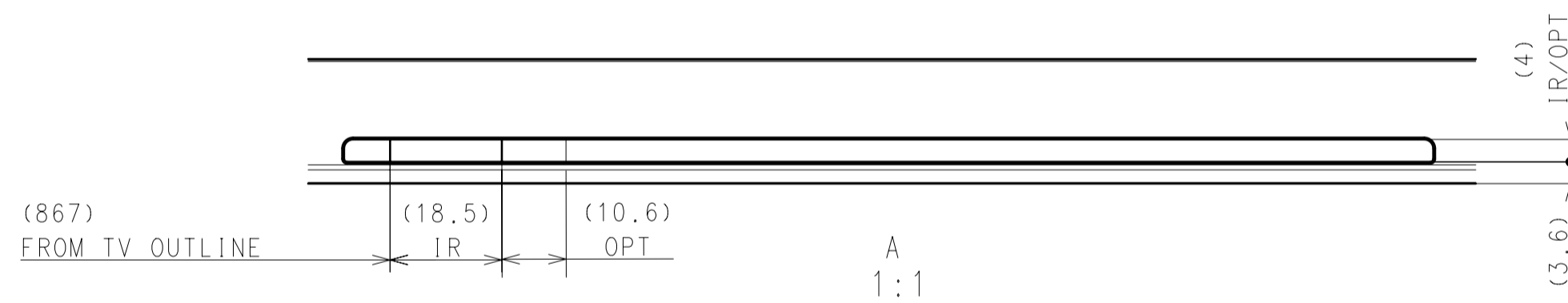
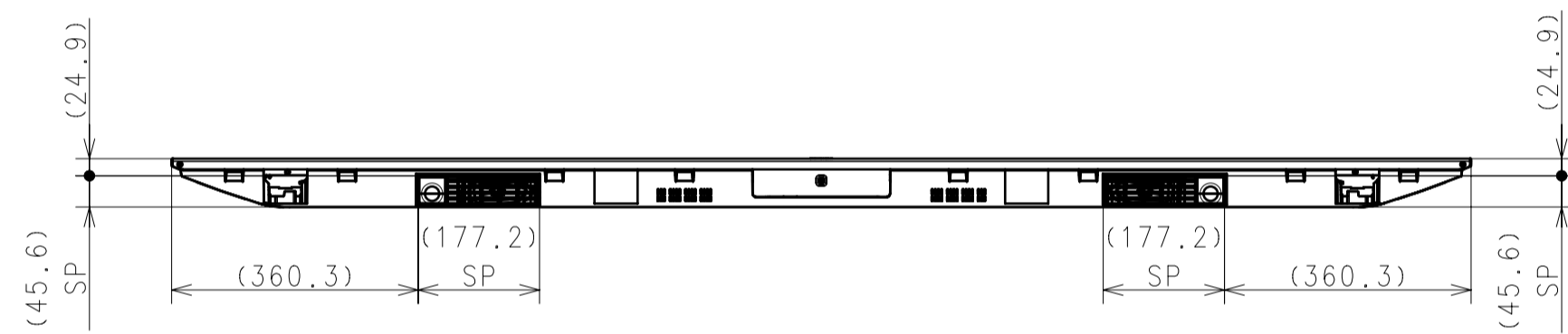
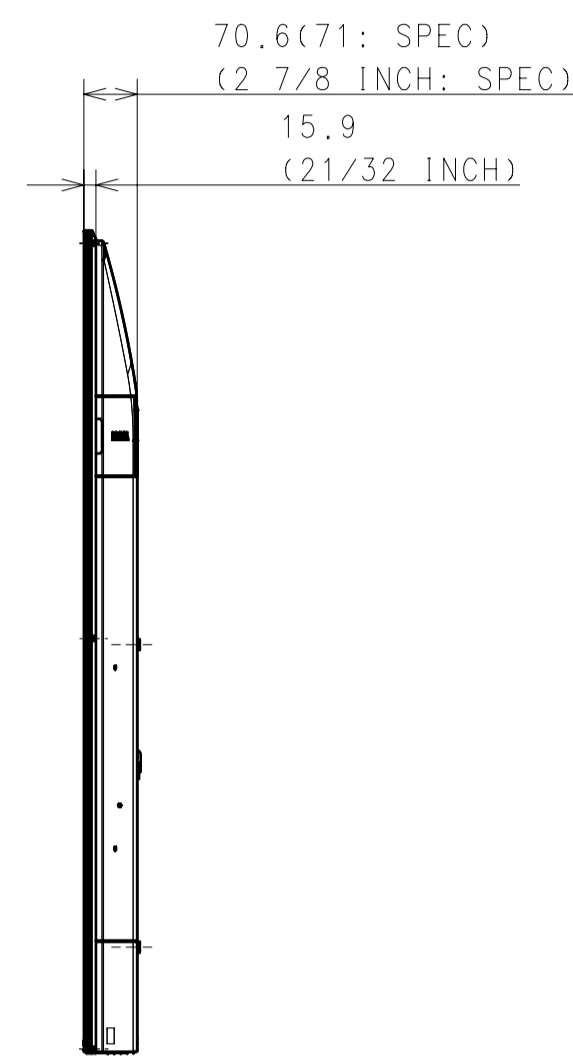
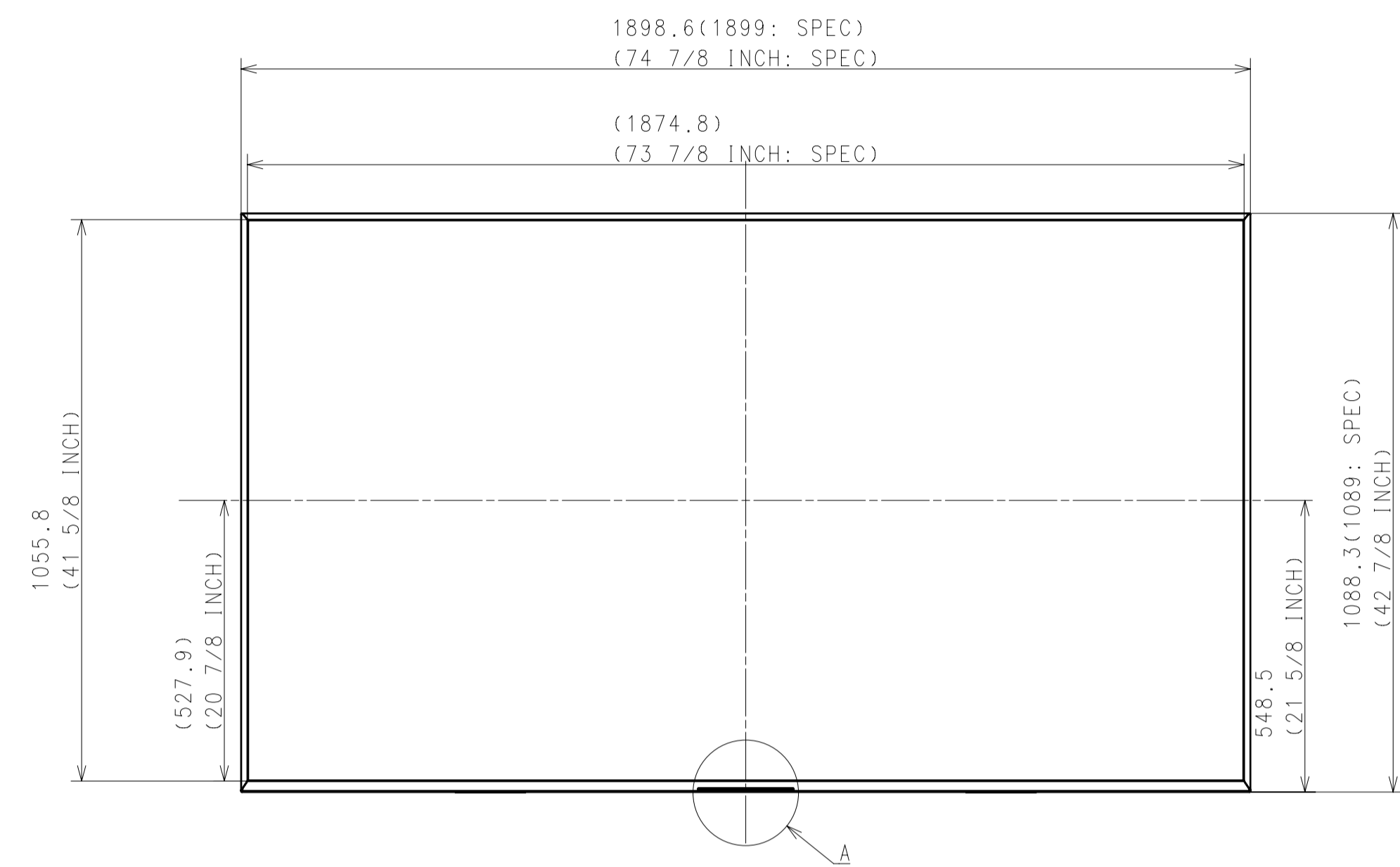
WITH STAND



Purchase recycled resins and wire rods only from the business partners that Sony approves as Green Partners.
再生樹脂・電線電纜はグリーンパートナー認定品から調達すること。

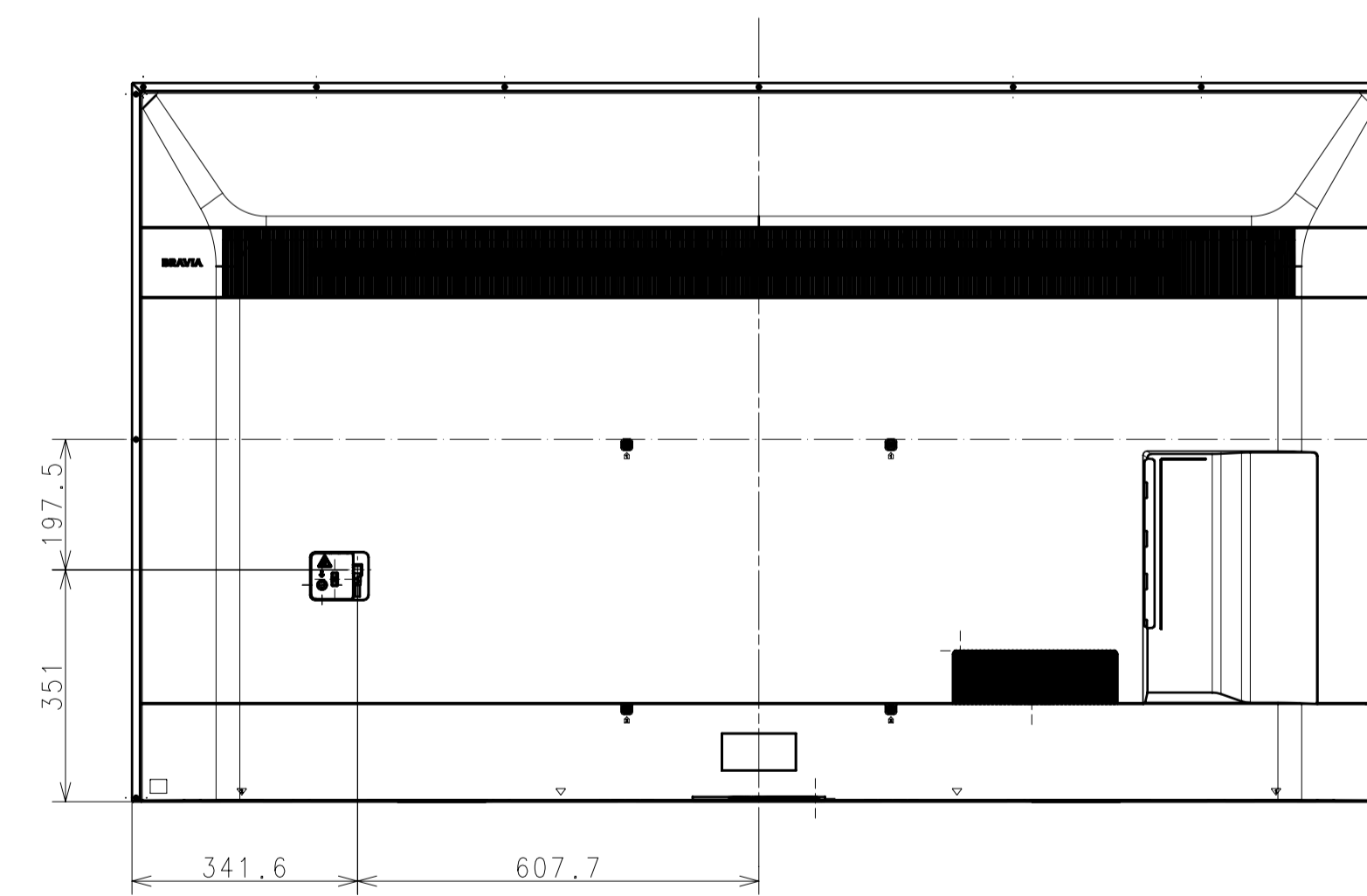
DATE OF ISSUE 2023.01.09	DOCUMENT TYPE ASSEMBLY
TOLERANCE DRAWING (JIS & SPECIFIED PARTS)	
MATERIAL COLOR	FINISH COLOR
RESPONSIBLE DEPARTMENT: PANEL & MECHANICAL DESIGN ORIGINAL MODEL: 85(BZ40L) EXTERIOR VIEW TENTATIVE MODEL: 85(BZ40L) EXTERIOR VIEW SCALE: 1:10 SIZE: A1 UNIT: mm SHEET/PAGES: 1 / 3	

WITHOUT STAND



M6 HOLES FOR WALLMOUNT BRACKET
#REFER INSTRUCTIONS MANUAL FOR SCREW LENGTH INFORMATION

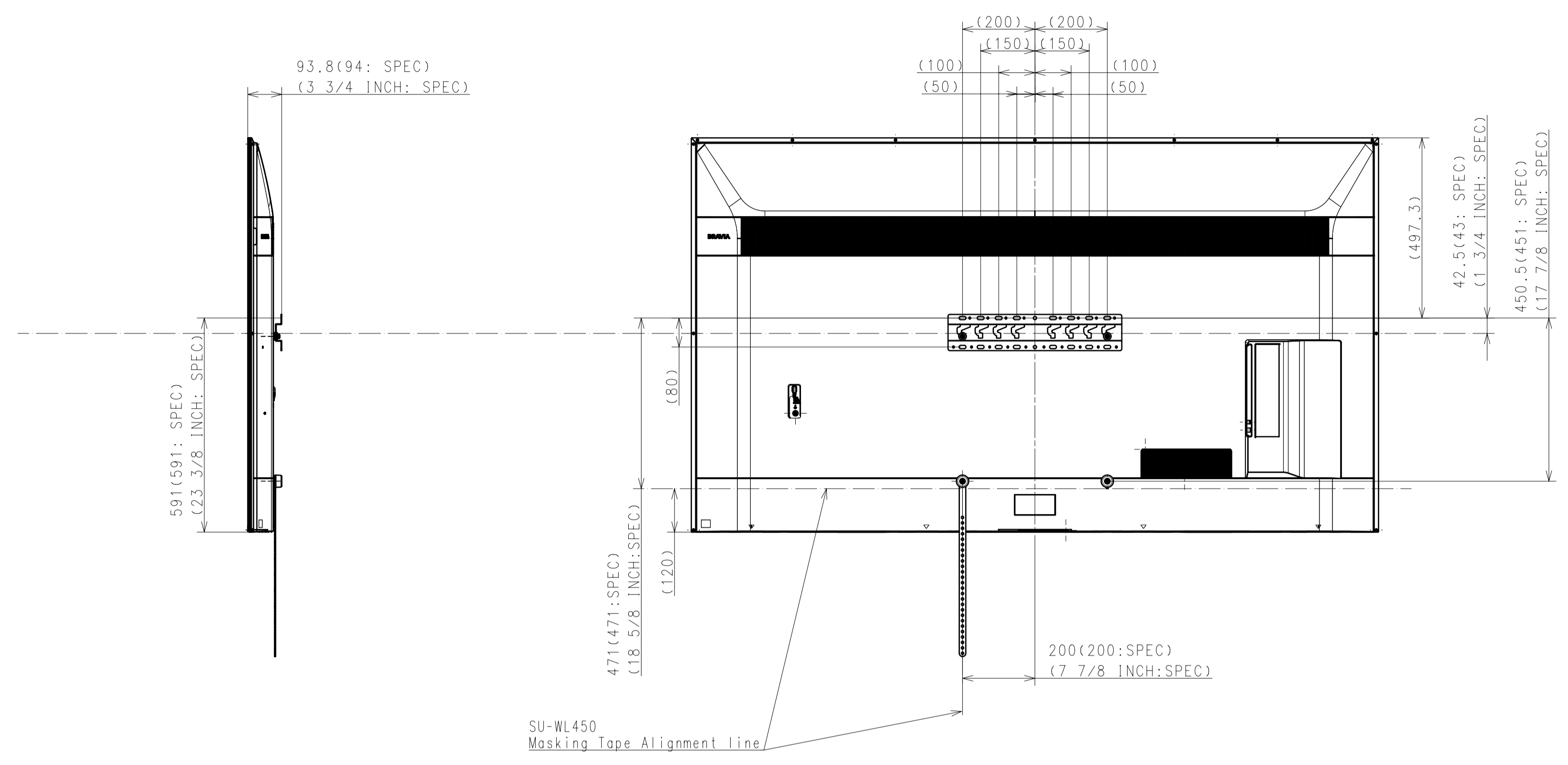
For NORTH AMERICA, EUROPE, GENERAL AREA, CHINA



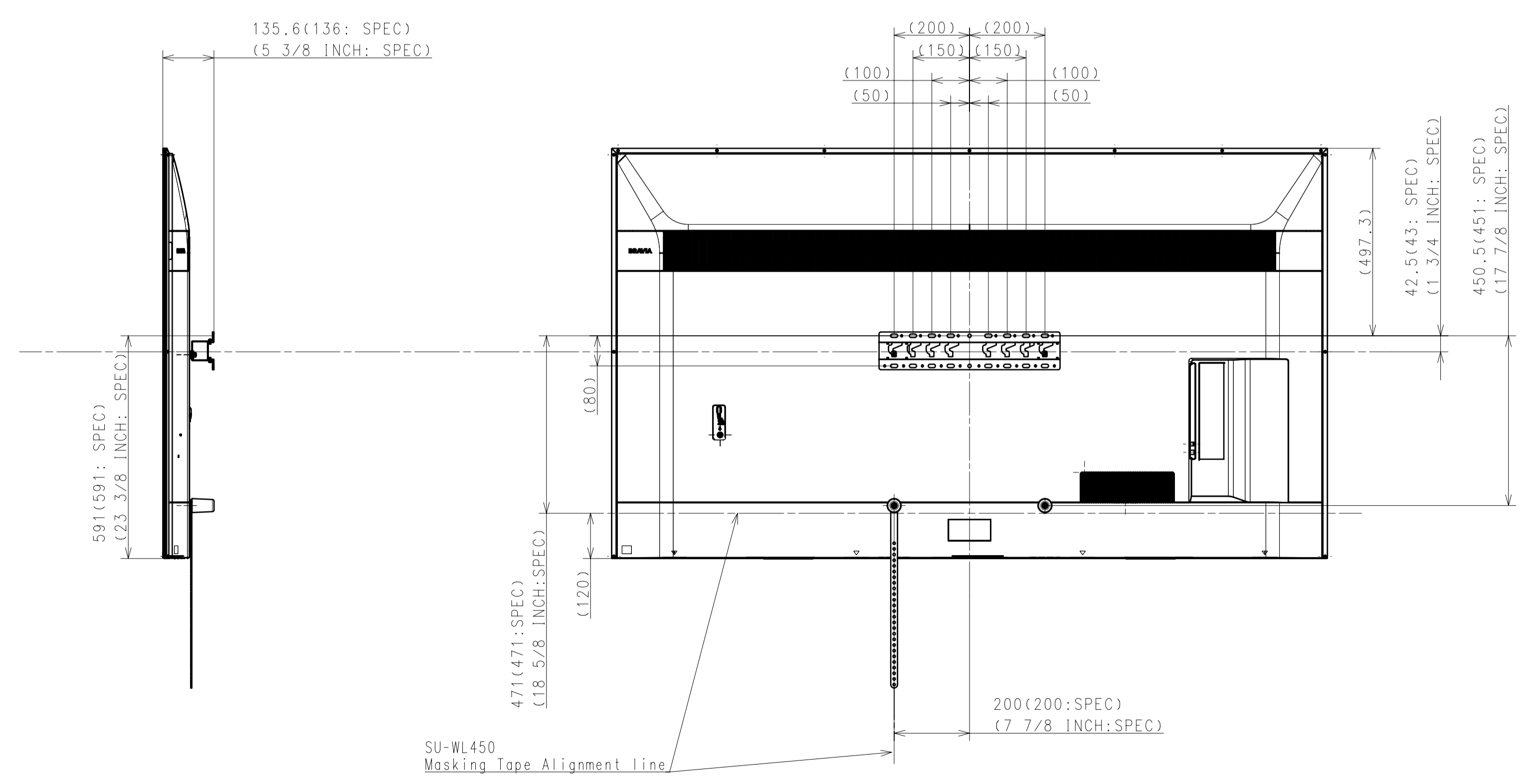
For JAPAN

DESCRIPTION	SCALE
85(BZ40L) EXTERIOR VIEW	1:1
LEGAL OWNER	SHEET/PAGES
Sony Corporation	2 / 3
PART NO.	
85(BZ40L) EXTERIOR VIEW	

SU_WL450 SLIM



SU_WL450 STANDARD



DESCRIPTION:	LEGAL OWNER:	SCALE:
85(BZ40L) EXTERIOR VIEW	Sony Corporation	1:1
DESCRIPTION:	PART NO.:	SHEET/PAGES:
85(BZ40L) EXTERIOR VIEW		3 / 3